



Edge

The Edge features an abundance of natural light, a large integrated family, living, dining and kitchen space, and extra living rooms so that you and your kids can have time to yourselves. Get a feel for this bright and airy modern home design at Homeworld Kellyville.

- ✔ Make this home your own with a choice of a side or front entrance
- ✔ Optional five bedroom house plans gives you somewhere to put visiting family and friends
- ✔ Vast master suite, matching ensuite and walk-in robe lets you sleep in hotel-style luxury
- ✔ Enjoy time to yourself in the second floor leisure retreat

Suitable for

- ▶ Extended family
- ▶ Knockdown rebuild

📍 On Display

Edge 39 MKI Elite facade on display at Merewether

Disclaimer: Photographs, artist impressions and other pictures in this brochure/book may show fixtures, fittings or finishes (render as an example) which are not supplied by Rawson Homes, or which are only available in some Rawson Homes designs or when selected as inclusions above the standard inclusions for a particular design. This may include landscaping and outdoor items, floor coverings, furniture, kitchen, bathroom and light fittings and decorative items, which are shown as examples only. References to block size are based on a standard block which is up to 700m² with up to 1m fall across the block, "M" class soil classification, all services within boundaries, garage setback up to 5.5m from front boundary, even cut and fill. Please speak to a Rawson New Home Consultant to discuss detailed home pricing for different designs and inclusions. Builders Lic No. NSW 33493C. ACT 19936252B. ABN 67 053 733 841. ACN 053 733 841




**RAWSON
HOMES**
— EST 1978 —





Elite



Edge 39 MKI

 4 bedrooms

 2.5 bathrooms

 2 car spaces

 39.0 sq

Double garage fits: **12.25M** wide standard lot.

Ground Floor Living	146.16m ²	Overall Width Double Garage	10.350m
First Floor Living	164.69m ²	Overall Length	25.460m
Garage	33.15m ²		
Porch	4.29m ²		
Alfresco	13.89m ²		
Total	362.18m ²		



**RAWSON
HOMES**
— EST 1978 —